



LED Trough Light

Trough lights are super slim lighting units featuring a 28mm diameter

Technical Brochure

28mm diameter LED Trough Lights with an IP67 rating



Applelec's slim LED Trough Light system has been developed to illuminate projecting signs and narrow fascia signage.

The trough light is fitted with cool white Flex Horizontal LED strips which draw 7.2W per metre and are encased in a silicone sheath to provide an IP67 rating.

Manufactured to client specification in silver anodised aluminium, LED Trough Light is available in bespoke lengths with a maximum length of 2900mm. Painted to any RAL or British Standard (BS) colour enables LED Trough Light to match a project colour scheme.

Suitable for use as an up or down lighter, or to provide side illumination, a distance of up to 750mm can be illuminated by the LED Trough Light. Coverage distances may be affected by the colour of the surface illuminated, with reductions possible when illuminating dark coloured signs and displays.

Often installed at heights with limited access, trough lights created with LEDs provide longevity and a robust, durable construction. As an alternative to illumination from fluorescent tubes, LED Trough Light provides reliability and is suitable for external and internal installations. In addition to the standard cool white LED option, warm white LEDs are available by request along with RGB colour-changing LEDs for internal applications.

LED Trough Lights can be purchased individually or in conjunction with fascia or projecting signs manufactured by Applelec. A variety of fixing brackets are available with bespoke bracket options created according to project requirements.

7.2 W/m

24v

IP67

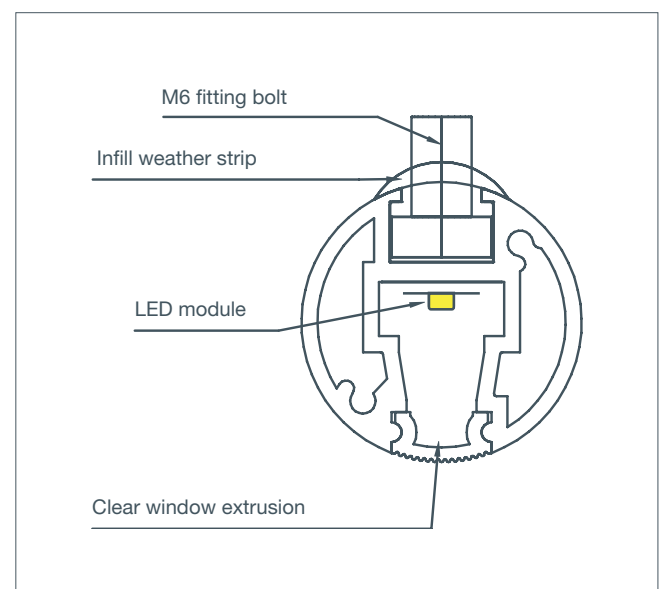
CE

RoHS

Key Features

- 28mm super slim diameter
- Cool white or warm white LEDs
- Illumination distance of 750mm
- Bespoke lengths to a maximum of 2900mm
- Internal and external use, IP67 rating
- Painting available
- 1 year warranty

Assembled unit



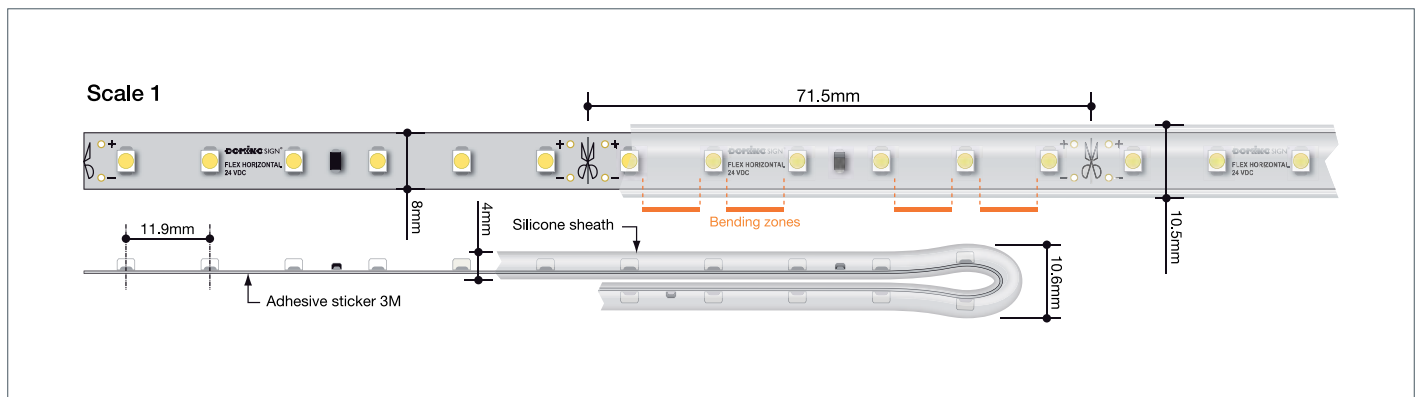
Flex Horizontal LEDs

Description

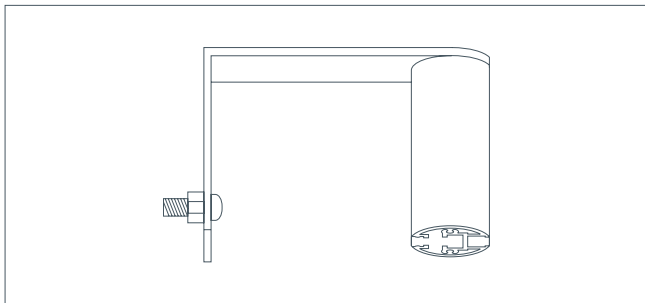
LEDs spaced 12 mm apart. A silicone sheath protects the LED modules to provide an IP67 rating before the LEDs are separated. LEDs are positioned in the middle of a printed circuit and fixed by double-sided tape on the reverse of the silicone protection.

Colour Temperatures

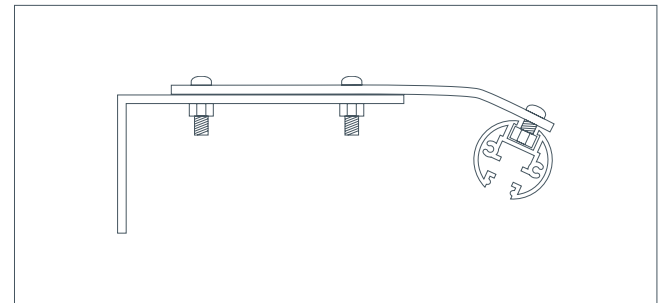
Cool white LEDs are available as standard. Warm white LEDs are available on request.



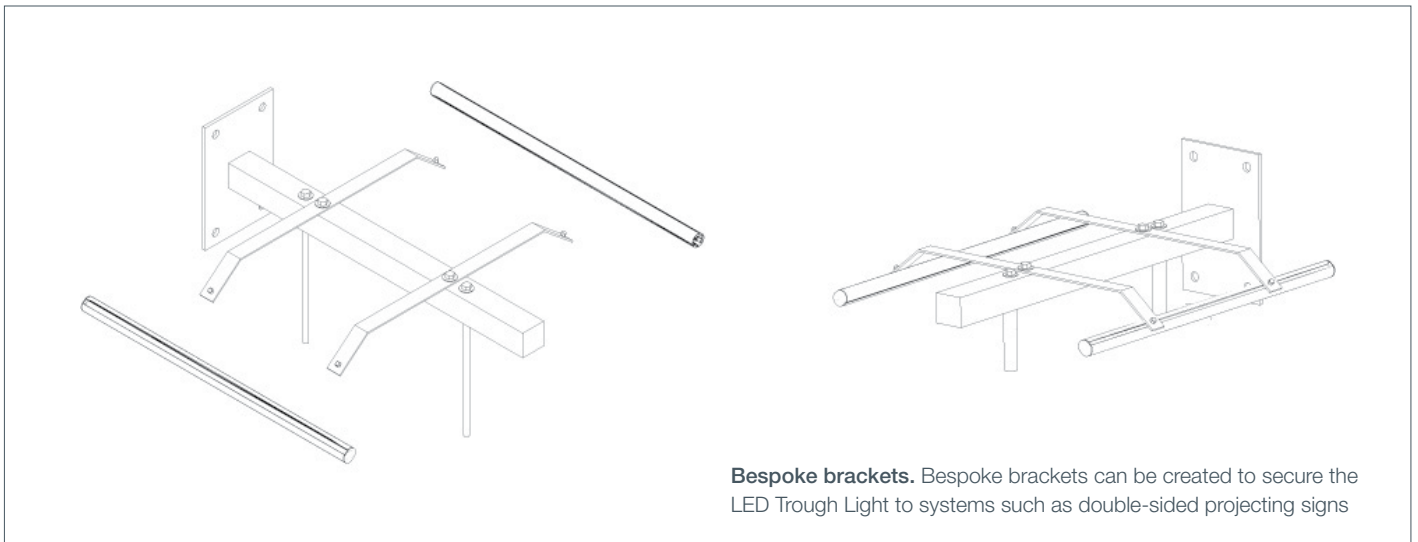
LED Trough Light fixing brackets



Side brackets. These attach to the side of the trough light and protrudes 50mm - 100mm from the wall (depending on customer specification)



Top brackets. This adjustable fixing bracket is fixed to the top of the trough light and protrudes from 116mm to 204mm max.



Bespoke brackets. Bespoke brackets can be created to secure the LED Trough Light to systems such as double-sided projecting signs


Warranty

Horizontal Flex LEDs are supplied with a 1 year warranty for 8 to 10 hours of daily use

Time management advice

Do not let the LED Trough Light containing Horizontal Flex LEDs/modules operate 24h/24h. 8 to 10 hours a day is advised for optimum durability.

For more information on Applelec's products, please get in touch:

 01274 774 477

 sales@applelec.co.uk

 www.applelec.co.uk



Postal address:

Applelec
Unit 1, Wharfedale Business Park
Shetcliffe Lane
Bradford
West Yorkshire
BD4 9RW